



**MYANGLUNG MULTIPLE CAMPUS**  
ESTD:2038  
(AFFILIATED TO TRIBHUVAN UNIVERSITY)  
Myanglung-10, Tehrathum  
E-mail:myanglungcampusmet@gmail.com



# ANNUAL PROGRESS REPORT 2079/80

---

**DATE OF REPORT PUBLISHED : 2080/08/05**

# **ANNUAL PROGRESS REPORT 2079/80**



## **MYANGLUNG CAMPUS**

(Established: 2038: Affiliated to Tribhuvan University)

**MYANGLUNG -10 TEHRATHUM**

**Phone No: 026-460120**

**Email: [myanglungcampusmct@gmail.com](mailto:myanglungcampusmct@gmail.com)**

**Website: [www.myanglungcampus.edu.np](http://www.myanglungcampus.edu.np)**

# **REPORT PUBLICATION COMMITTEE**

## **COORDINATOR**

ASS.CAMPUS CHIEF: MR. PRAKASH DHUNGANA

## **MEMBERS**

MR. SHIBA PRASAD DAHAL  
MR. LALIT SHRESTHA  
MR. KHADKA SHRESTHA  
MR. HIMAL ADHIKARI

**DATE OF ENDORSEMENT BY CMC : 2080/7/21**

---

**TABLE OF CONTENTS**

	Page No
Excutive summary	
Abbreviations	
1. Background	1
2. Academic Progres	2
2.1. Enrolment Trend Analysis of the Last Three Years	2-9
2.2. Pass Rate Trend Analysis of the Last Three Years	10-13
2.3. Graduate Trend Analysis of the Last Three Years	13-16
2.4. Programs	16
2.5. Educational Pedagogy	16
3. Physical Progress	17
3.1. Infrastructural Development	17
3.2. Educational Aid equipments	18
3.3. Book and Reference Materials	18
3.4. Furniture	19
4. Financial Progress	19
4.1. Analysis of Financial Resource/ Income of the Last Three year	19
4.2. Expenditures Analysis of the Last Three Years	20
4.3. Audit Observation/ Issues and Steps taken to Mitigate the Issues Raised by Audit Observation in the Last FY	21
5. Social Progress	21
5.1. College's Involvement in Social Activities & Societies' Contributions for College Society's Contributions for Colleges	21
5.2. Plan for College Contribution to Society	21
5.3. Plan for Increased Involvement of Society in the College	22
6. Issues and Challenges	22
6.1. Short Term Issues and Challenges	22
6.2. Long TermIssues and Challenges	23
6.3. Mitigation Measures Taken to Address the Issues and Meet the Challenge	23
6.4. Plan for Addressing the Issues and Challenges	23
Annexes	
1. Annual Work Plan and Budget of the Current FY	
2. Projected Annual Work Plan and Budget of the Three FY Following the Current FY	

---

## Executive Summary

Myanglung Campus is a public campus established in 2038 BS with the objective to impart quality education. Since its establishment it has played a leading role providing higher education in the district. At the beginning it was established with only one faculty of Humanities and Social Science. It ran only Proficiency Certificate Level during its establishment. MCT started the classes of Bachelors of Arts (B.A.) since AY 2048/049 as per the demand of the students and community. Similarly, it started classes of Bachelor of Education since AY 2057/058 and Bachelor of Business Studies since AY 2064/065. Similarly, Masters Level's classes are also run since AY 2066/067 and AY 2067/068 respectively. MCT started to run classes of +2 in three faculties since AY 2052/053. MCT successfully completed the cycle of Second Higher Education Project (SHEP) under scheme C & Higher Education Reform Project (HERP). At present, the campus is participating in different programs under this project.

This report is prepared according to the guideline given by the UGC. In the report the enrolment trend, pass rate trend, graduate trend of AY 2077/078 to 2079/80 has been analyzed and presented in table and bar chart. Similarly, financial resource analysis and income as well as expenditure trend of the last three years have been analyzed. Moreover, infrastructural and academic aspects are analyzed too. MCT has 30-6-3-1 ropani land . There are constructed buildings, conference hall, 4 rest rooms, canteen,Girls changing room, Health desk, saraswati mandir ,cottage,Basketball ground,Table tennis & volleyball ground,pure drinking water, under constructing Botanical garden & established Commercial bank help desk.

The study shows that in AY 2077/078 total 477 students were enrolled in Bachelor level. Out of which 335 were girls, 255 EDJ, 29 Dalits and 9 Madhesi. This rate increased in AY 2078/079 to 540 students . Out of which 361 were girls, 286 EDJ, 37 Dalits and 17 Madhesi. Similarly, enrollment increased to 538 in AY **2079/80**. Out of which 342 were girls, 252 EDJ, 36 Dalits and 18 Madhesi. The overall enrollment trend is decreasing. But the enrollment trend in Master Level is going on. In current AY **2079/80 41 students enrolled in Master Level.**

The pass rate trend analysis shows that in AY 2077/078 total 51 students passed Bachelor level. Out of which 21 were girls, 19 were EDJ, 2 were Dalits and 1 was Madhesi. It decreased to 48 in AY 2078/079. Out of which 36 were girls 16 were EDJ 3 Dalit but no Madhesi passed Bachelor this academic year.

The graduate trend analysis shows that total 8 students graduated Bachelor an education in 2020. Out of which 5 were girls, 3 EDJs & 1 Dalit. It increased to 27 in 2021 Out of which 21 were girls,10 were EDJs,& 3 Dalit. But this trend decreased to 26 in 2022 . Out of which 20 were girls, 9 were EDJs and 1 was Dalit.

---

As well as total 24 students graduated Bachelor on management in 2020. Out of which 13 were girls, 9 were EDJ. It increased to 25 in 2021 Out of which 12 were girls, 10 were EDJs,. But this trend decreased 15 in 2022 . Out of which 11 were girls, 5 were EDJs and 1 was Dalit.

At the same time total 6 students graduated Bachelor an arts in 2020. Out of which 2 were girls, 2 EDJs. It increased to 11 in 2021 Out of which 3 were girls, 3 were EDJs, & 1 Dalit. But this trend decreased to 7 in 2022 . Out of which 5 were girls 2 were EDJs and 1 was Dalit.

The income study of MCT shows that students fee contributed 92.35% of self generated income in FY 2077/078. But it decreased to 86.33% in FY 2078/079. Again it decreased to 34.27% of self generated income in 2079/80. Regarding the grants received from different sources, about 23.73% on 2077/78 & 35.01% on 2078/79. on 2079/80 35.01 % of total income was supported by government grants. Similarly, the recurrent expenditure is found to be increasing .In FY 2077/78 expenditure rs 3632938.00., in FY 2078/79 rs 6588713.00 and rs 6783971.00 in 2079/80. In the same way, the capital expenditure of the campus is also found to be increasing. In FY 2077/78 it was rs 4814541.. It decreased to rs 119580.00 in FY 2078/79 and in rs 10921451.00 in FY 2079/80.

## ABBREVIATIONS

A.Y	Academic Year
B.A.	Bachelor in Arts
B.Ed.	Bachelor in Education
BBS	Bachelor in Business Studies
EDJ	Educationally Disadvantaged Janajati
FY	Fiscal Year
HERP	Higher Education Reform Project
ICT	Information and Communication Technology
M. A.	Masters in Arts
M. Ed.	Masters in Education
MCT	Myanglung Campus Tehrathum
QAA	Quality Assurance and Accreditation
SHEP	Second Higher Education Project
TA	Total Appeared
TP	Total Pass
UGC	University Grants Commission

---

## 1. Background

The first and the only one college established in Tehrathum was Birendra Inter College. It was established in 2017 BS at Chuhandada of Aatharai VDC of Tehrathum district. At present it is known as Tehrathum Campus the constituent campus of Tribhuvan University. Chuhandada is a remote place located at about 80 km far from Myanglung. It was compulsory to establish another campus as this campus could not provide equal access to the all students of the districts. Therefore, the concerned people of Myanglung and surrounding areas initiated to establish a campus at district headquarters, Myanglung. But Tribhuvan University had no policy to provide affiliation to run a campus even if the process to establish a campus did not stop here. Those concerned people of Myanglung started donation collection campaign in 2035 with the motto to establish Higher Education Institute. Many people agreed to donate for this work.

The people of Myanglung pleaded to the then King Birendra to establish a campus during his visits to Dhankuta and Tehrathum. To continue the process further a delegation team was formed. This team requested the then Education Minister, Pashupati Shumser Rana but he denied.

Tribhuvan University started to provide affiliation to establish campuses at local level. After that, the concerned people of district panchayat, students, guardians and politicians united to get affiliation. The team met the vice chancellor but he also denied the request. Then the team decided to reach the Chancellor, the then king Birendra. The king considered the request and ordered to provide temporary affiliation. In this way Myanglung campus was formally established in 2038 BS.

At the beginning it was established with only one faculty of Humanities and Social Science. It ran only Proficiency Certificate Level during its establishment. As it is located at the district headquarters, local people as well as educational expertise realized the need of Bachelor Level's classes to be imparted from this institute. Therefore, MCT started the classes of Bachelors of Arts (B.A.) since AY 2048/049. To address the demand of the students as well as stakeholders MCT added other streams and levels too. In this context, MCT started classes of Bachelor of Education since AY 2057/058 and Bachelor of Business Studies since AY 2064/065. Similarly, Masters Level's classes are also run since AY 2066/067 and AY 2067/068 respectively. MCT started to run classes of +2 in three faculties since AY 2052/053.

Myanglung Campus has been successful to impart higher education to the poor, disadvantages and needy people of the district since its establishment. The products of this campus have positively contributed in the strata of the society. The tendency of going out of the district for higher education has also been reduced to a great extent. Myanglung Campus has opened the door of higher education for those disadvantages and poor who wish to join HEI but could not afford to pay for it out of district.

Despite being able to contribute all lot in the field of education, it has been facing many problems. The main source of income of the campus is its students' fees and financial



aids from local sources as well as grants received from UGC. But it is still insufficient to run the campus smoothly. Therefore, it has been facing serious financial challenges. The campus has to overcome the problem anyway. In course of searching ways to mitigate the financial problems as well as to assure quality education, it has been participating on different programs run by University Grants Commission (UGC). The campus is continuously struggling to get QAA certification. It has submitted its SSR report to QAA Department of UGC and anticipation of the pre-visit .

## **2. Academic Progress**

The academic progress of MCT has been analyzed on the basis of enrolment, pass rate and graduate trend analysis of the last three years.

### **2.1 Enrolment Trend Analysis of the Last Three Years**

The study shows that the enrolment trend of MCT varies in each program. In Bachelor Level more students are found to be enrolled in B.Ed. Program and fewer students are found to be enrolled in B.A program.

#### **2.1.1. Program Wise Enrolment Trend Analysis**

The program wise enrolment trend analysis has been presented with the help of tables and bar charts in the following section. The analysis shows the increasing trend of enrollment in the current academic year. The program wise enrollment trend has been shown in the following section.

#### **❖ Student Enrollment Trend in B.Ed. of Last three years**

Number of Student	2077/78	2078/79	2079/80
Total	294	324	300
Girls	231	244	225
EDJs	165	182	146
Dalits	15	22	21
Madhesi	1	0	6

*Table 1: Student enrolment trend in B. Ed.*

In academic year 2077/078 total 294 students enrolled in B.Ed. Out of which 231 were girls, 165 EDJs , 15 Dalits and Madhesi 1 In AY 2078/79 the total number increased to 324. Out of it 244 were girls, 182 EDJs, 22 Dalits. Similarly, in AY 2079/80 the total enrolment decreased to 300-including 225 girls, 146 EDJs, 21 Dalits and 6 Madhesi.

The table clearly shows the increasing enrolment trend in B. Ed. Level. But the enrolment of Dalit decreased every year. This data is shown in the given bar chart.

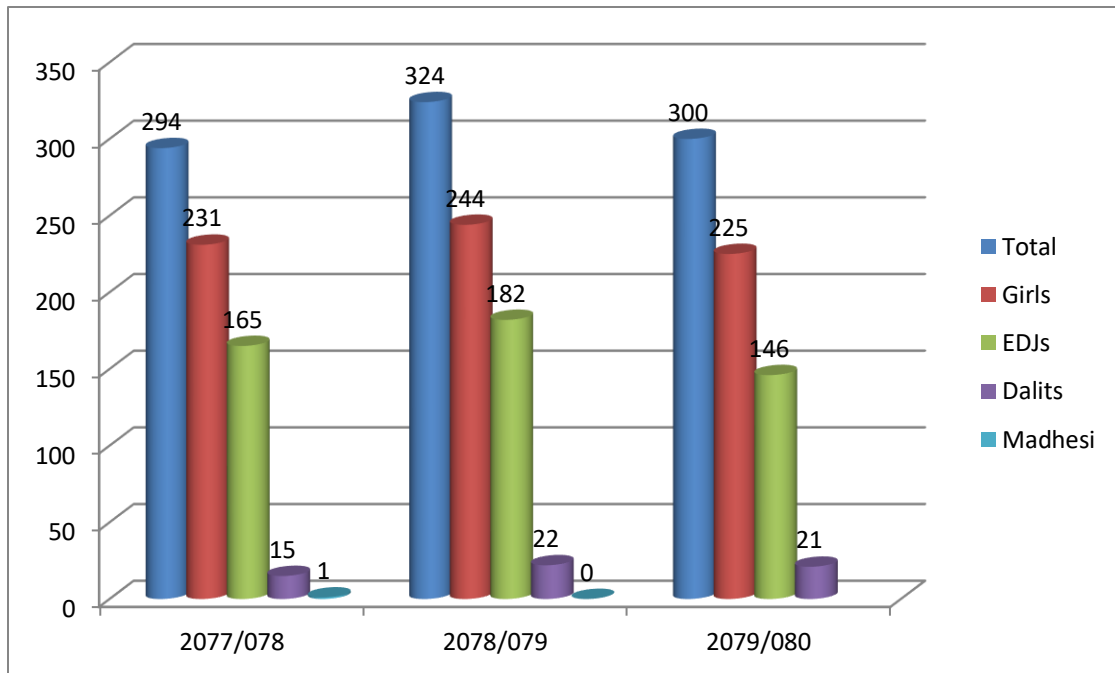


Fig 1: Student enrollment in B.Ed. of last three year

#### ❖ Student Enrolment Trend in BBS of Last Three Years

The enrolment trend in BBS of last three years (2077/078 to 2079/080) has been presented in the given table and bar chart.

Number of Student	2077/78	2078/79	2079/80
Total	157	196	200
Girls	94	110	108
EDJs	78	99	94
Dalits	13	14	12
Madhesi	3	6	5

Table: 2 Student enrolment trend in BBS

This table shows that the total number of students admitted in BBS in AY 2077/78 was 157. Out of which 94 were girls, 78 EDJs, 13 Dalit and 3 Madhesi. This number increased in AY 2078/079. In this year the total enrollment reached to 196 including 110 girls, 99 EDJs, 14 Dalits and 6 Madhesi. The number again increased in the following AY 2079/080 to 200, consisting 108 girls, 94 EDJs, 12 Dalits and 5 Madhesi.

The table clearly displays the considerable softy increase in the enrolment trend of girls and Dalits but the enrolment rate of Madhesi remained constant. The data is presented in the following bar chart.

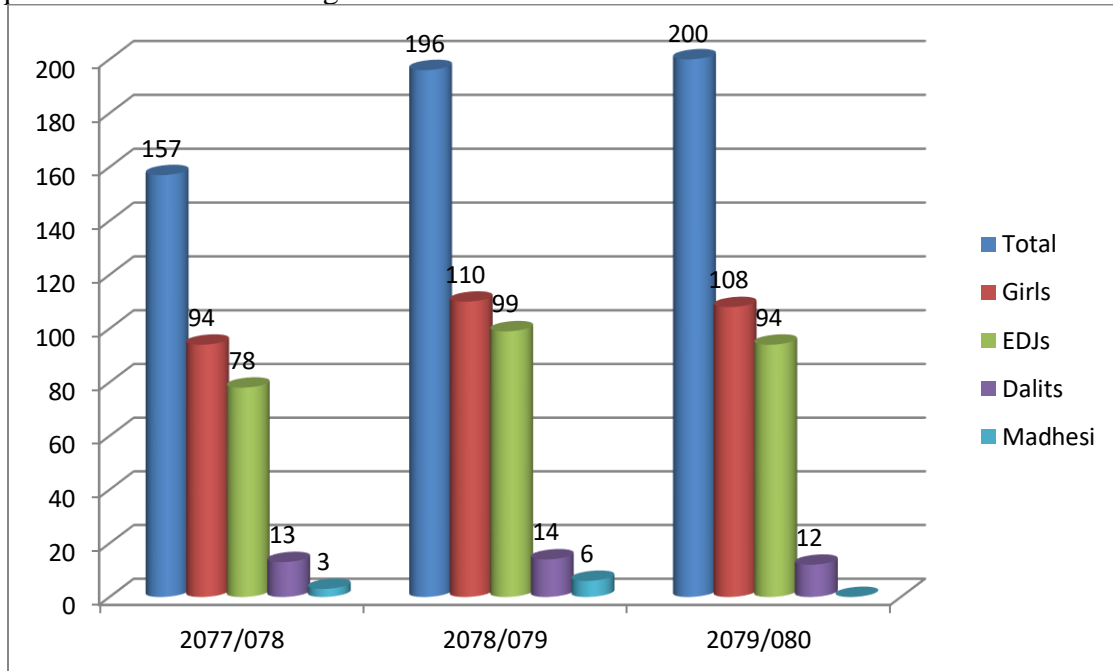


Fig 2: Student enrollment in B.B.S of last three years

### ❖ Student Enrollment Trend in B.A. of Last Three Years

The enrolment trend in BA of last three years (2077/78-2079/80) has been presented in the given table and bar chart.

Number of Student	2077/78	2078/79	2079/80
Total	26	20	38
Girls	10	7	9
EDJs	12	5	12
Dalits	1	1	3
Madhesi	5	7	7

Table 3: Student Enrolment trend in BA

The table shows that the total enrolment of BA in AY 2077/078 was 26. Out of which 10 were girls, 12 EDJs, 1 Dalit and 5 Madhesi. In AY 2078/79 the total enrolment increased to 20. Out of which 7 were girls and 5 EDJs, Dalits 1 and Madhesi 7. But in the AY 2079/80 the total enrolment increased to 38 including 9 girls, 12 EDJs 3 Dalit and 7 Madhesi. The data is shown in the following bar chart.

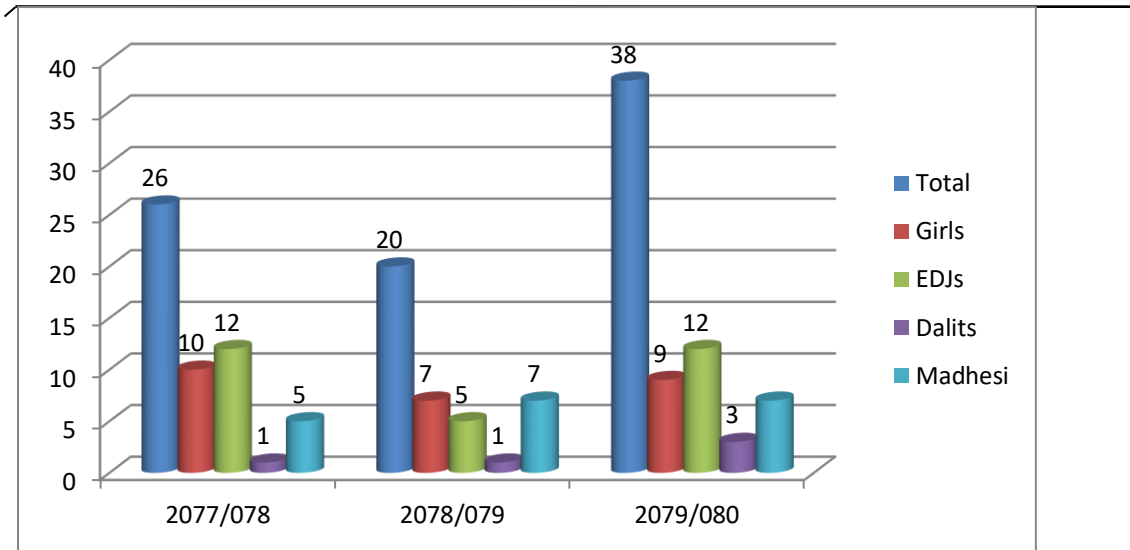


Fig 3: Student Enrollment in B.A. of Last three years

❖ Student Enrollment Trend in M. Ed. Last Three Years

No of students enrolled	2078/79	2079/80
Total		20
Girls		12
EDJs		8
Dalit		0

Table 4: Student enrolment trend in M. Ed.

The table shows that the total enrolment of M. Ed. in AY 2079/80 was 20 out of which 12 were girls 8 were EDJs, no Dalit. The data is shown in the following bar graph.

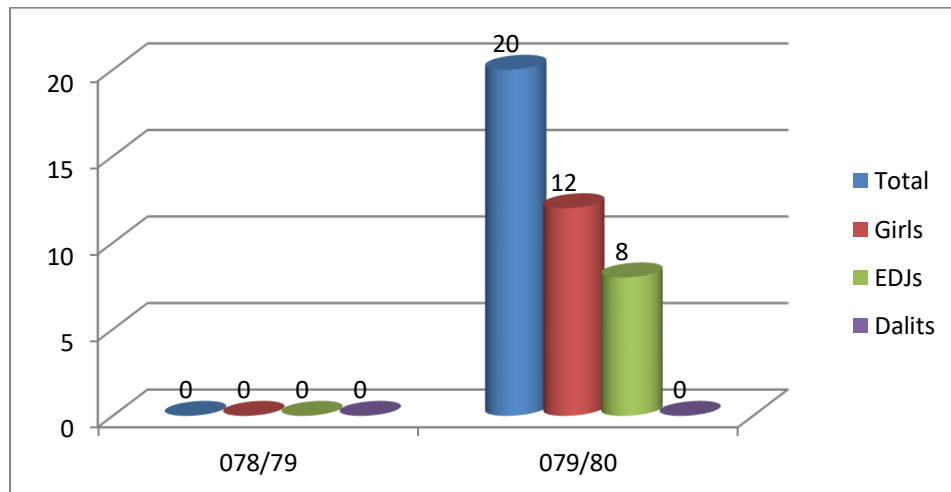


Fig 4: Student Enrollment in M. Ed. of Last three years

\

### ❖ Student Enrollment in M. A. of Last Three Years

No of students enrolled	2079/80
Total	21
Girls	12
EDJs	5
Dalit	1

Table 5: Student enrolment trend in M. A.

The table shows that the total enrolment of M. A. in AY 2079/80 was 21. Out of which 12 was girl , 5 EDj. 1 Dalit enrolled this year. It is presented in the following bar chart.

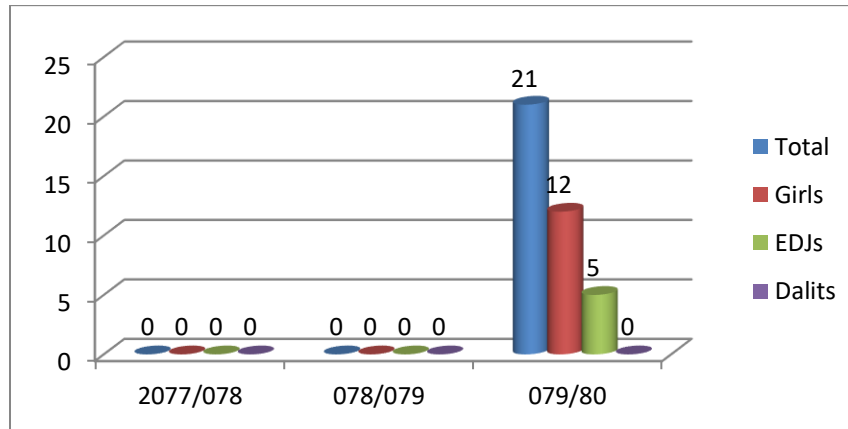


Fig 5: Student enrollment in M.A. of last three years

### 2.1.2. Level wise Enrollment Trend of Last Three Years

The level wise enrolment of last three year in Myanglung Campus has been given in the following section.

#### ❖ Enrollment in Bachelor Level of Last Three Years

The enrolment of Bachelor level of last year is presented in the given table and bar chart.

Number of Student	2077/78	2078/79	2079/80
Total	477	540	538
Girls	365	361	342
EDJs	255	286	252
Dalits	29	37	36
Madhesi	9	17	18

Table 6: Enrollment trend in Bachelor level (B.Ed., BBS, BA) of last three year.

The total enrolment number in Bachelor Level in AY 2077/78 was 477. Out of it 365 were girls, 255 EDJs, 29 Dalits and were 9 Madhesi. In AY 2078/79 the total number increased to 540 including 361 girls, 286 EDJs, 37 Dalits and 17 Madhesi. In AY 2079/80 the total number again decreased to 538 including 342 girls, 252 EDJs, 36 Dalits and 18 Madhesi. The table clearly shows the decreasing trend of enrollment in Bachelor Level. The data is presented in the given bar chart.

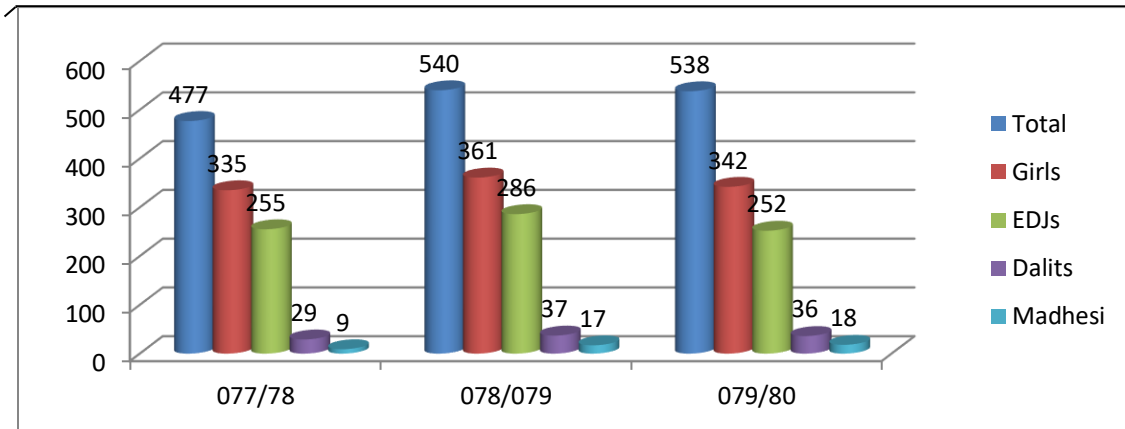


Fig 6: Enrolment trend in Bachelor Level (B.Ed., BBS, BA) of last three years

### ❖ Student Enrollment in Master Level of Last Three Years

The enrolment of Master level of last three years is presented in the given table and chart.

#### Student Enrollment in Master Level

Number of Student	2077/78	2078/79	2079/80
Total	0	0	41
Girls	0	0	25
EDJs	0	0	13
Dalits	0	0	1

Table 7: Enrolment trend in Master level in AY 2079/80

The table shows that in AY 2079/80 total 41 students enrolled Master Level out of them 25 were girls, 13 were EDJ, 1 Dalit.

## 2.2 Pass Rate Trend Analysis of the Last Three Years

### 2.2.1 Program Wise Pass Trend Analysis

#### ❖ Pass Rate Trend Analysis B.Ed.

Number of students passed	2077/78	2078/79	2079/80
Total	22	67	
Girls	8	22	
EDJs	7	26	
Dalits	0	3	
Madhesi	0	0	

Table 8: Pass rate trend analysis of B. Ed.

The number of passed student in Academic year 2077/78 was 22, out of it 8 were girls, 7 EDJs no Dalits and Madhesi passed this year. This number increased in AY 2078/79 to 67 consisting of 22 girls, 26 EDJs 3 Dalit. **This data is presented in the following bar chart.**

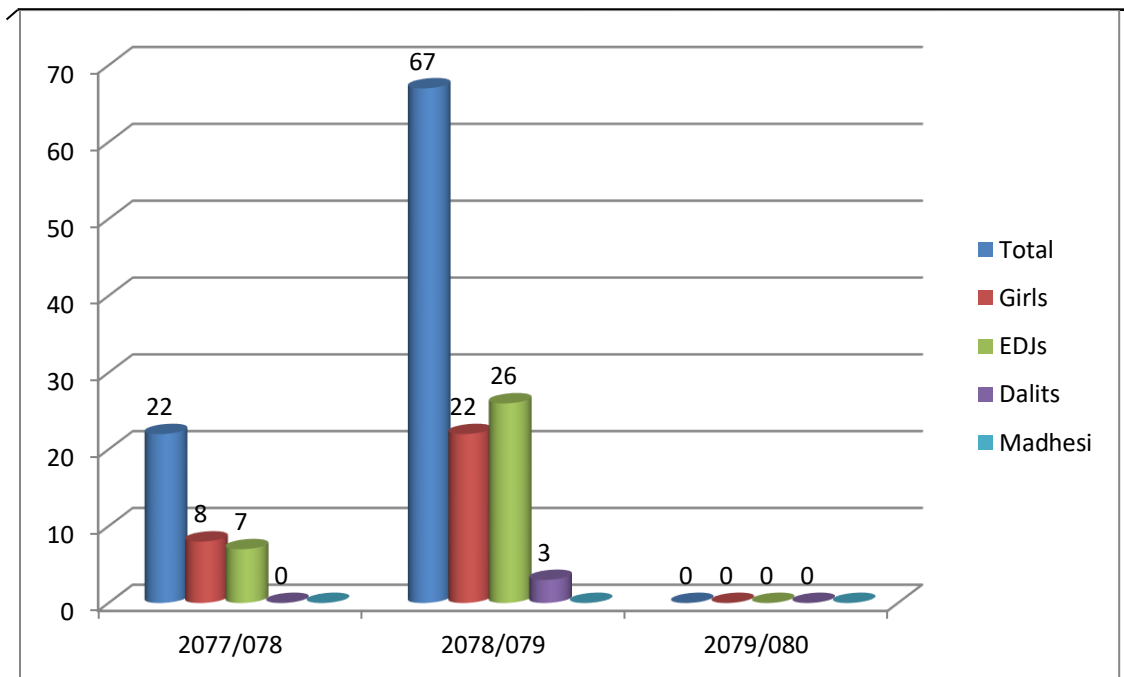


Fig 7: Pass rate trend analysis of B. Ed.

#### ❖ Pass Rate Trend Analysis in BBS

The following table shows the increasing trend of pass rate in BBS level.

Number of students passed	2077/78	2078/79	2079/80
Total	21	41	
Girls	6	29	
EDJs	9	17	
Dalits	1	2	
Madhesi	1	0	

Table 9: Pass rate trend analysis of BBS

According to the table, the pass rate of BBS in the AY 2077/78 was 21 out of which 6 were girls 9 EDJs, 1 Dalit and 1 Madhesi. The pass rate increased to 41 in the following AY 2078/79. Out of which 29 were girls, 17 were EDJs, 2 Dalit. **The data is presented in the following bar chart.**

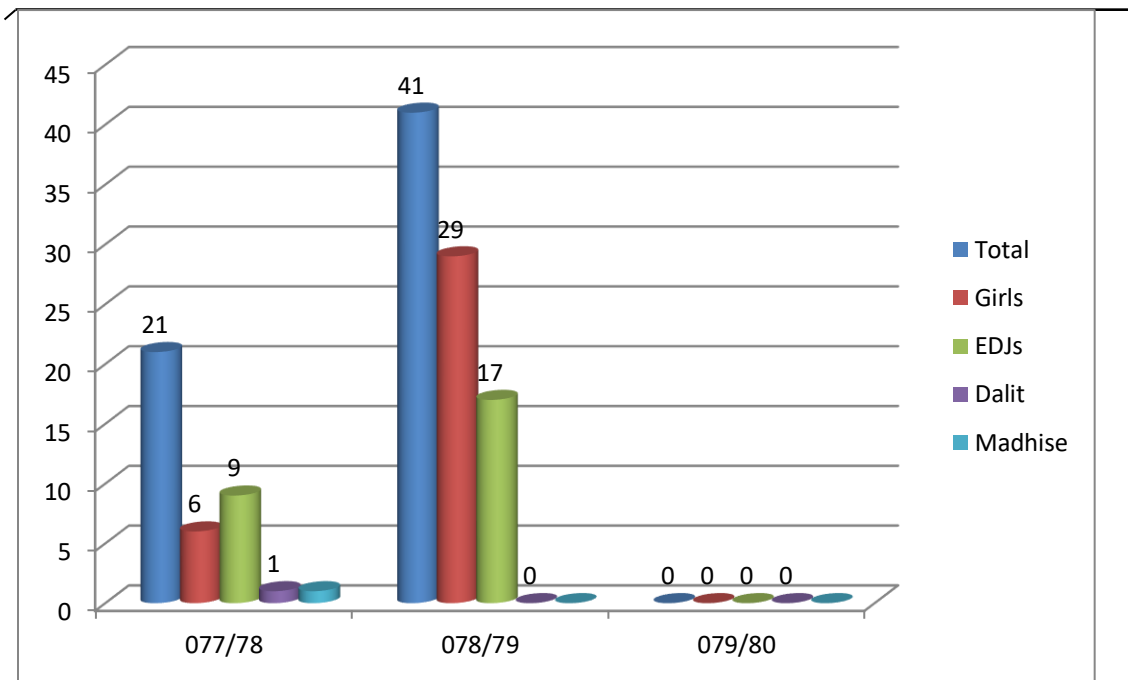


Fig 8: Pass rate trend analysis of BBS.

### Pass Rate Trend Analysis in B. A.

The pass rate trend analysis is shown in the following table, bar chart and graph chart as well.

Number of students passed	2077/78	2078/79	2079/80
Total	8	15	
Girls	7	4	
EDJs	3	3	
Dalits	1	1	
Madhesi	0	5	

Table 10: Pass rate trend analysis of BA

According to the table, the pass rate of BA in AY 2077/78 was 8 out of which 7 were girls, 3 were EDJs, 1 was Dalit. Similarly, in AY 2078/79 this trend increased to 15. Out of which 4 were girls 3 were EDJs 1 Dalits and 5 Madhesi passed this year.



The data is shown in the following bar graph.

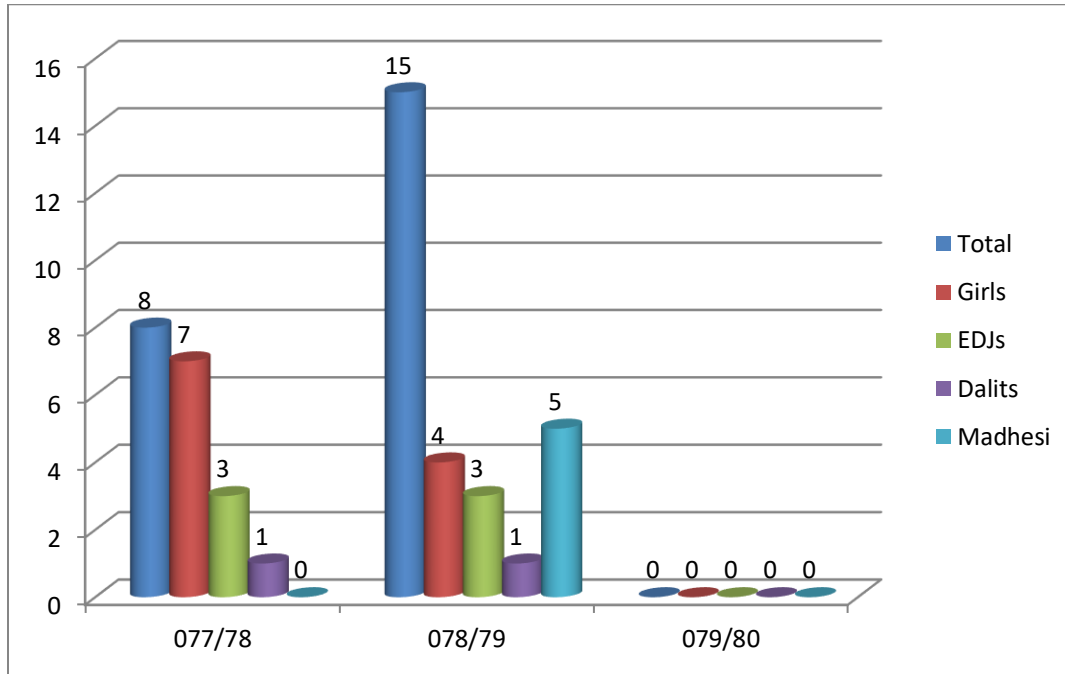


Fig 9: Pass rate trend analysis of B. A.

#### ❖ Pass Rate Trend Analysis in M. Ed.

The pass rate trend analysis of M. Ed. is shown in the following table.

Number of students passed	2077/78	2078/79	2079/80
Total			
Girls			
EDJs			
Dalits			

Table 11: Pass rate trend analysis of M. Ed.

students appeared first semester examination in AY 2079/80

#### ❖ Pass Rate Trend Analysis in M. A.

The pass rate trend analysis of MA has been shown in the following table.

Number of students passed	2077/78	2078/79	2079/80
Total			
Girls			
EDJs			
Dalits			

Table12: Pass rate trend analysis of M. A.

students appeared first semester examination in AY 2079/80.

## 2.2.2 Level Wise Pass Trend Analysis

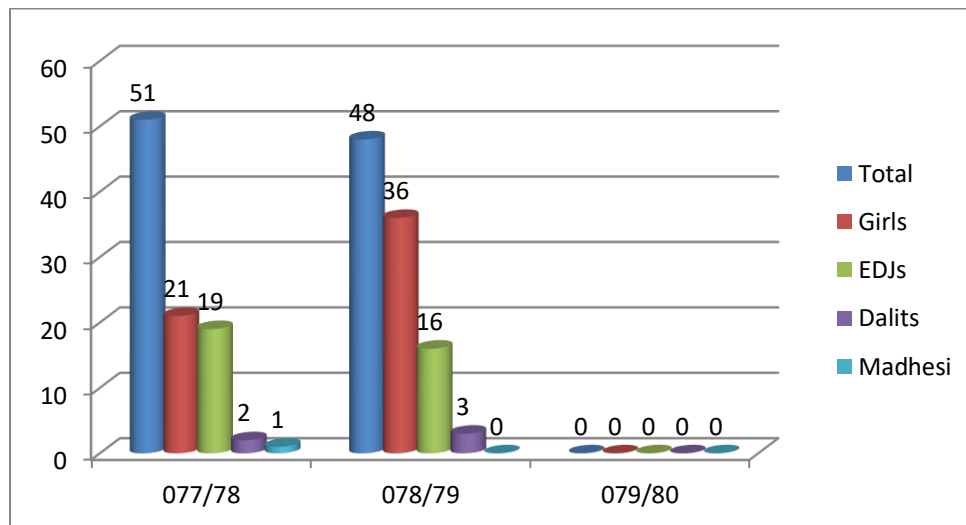
### ❖ Pass Rate Trend Analysis in Bachelor Level

The following table shows the pass rate trend analysis of Bachelor Level.

Number of Students Passed	2077/78	2078/79	2079/80
Total	51	48	
Girls	21	36	
EDJs	19	16	
Dalits	2	3	
Madhesi	1	0	

*Table 13: Pass rate trend analysis of Bachelor Level*

According to the table, in the AY 2077/78 total 51 students passed Bachelor level. Out of which 21 were girls, 19 were EDJs, 2 were Dalit and 1 Madhesi. In AY 2078/79 the pass rate decreased to 48 including 36 girls, 16 EDJs 3 Dalit. This data is presented graphically in the following bar chart.



*Fig. 10: Pass rate trend analysis of Bachelor Level*

### ❖ Pass Trend Analysis in Master Level

The pass rate trend in Master level of last three years has been given below.

Number of Students Passed	2077/78	2078/79	2079/80
Total			
Girls			
EDJs			
Dalits			

*Table No: 14 Pass trend analysis in Master Level*

students appeared first semester examination in AY 2079/80.

### Pass Rate Trend analysis of Regular Students

#### (Program and Level wise, disaggregation by female and EDJ students)

The aggregated pass rate trend of MCT disaggregated by female and EDJ students along with total appeared students has been presented in the following table.

### 2.3. Graduate Trend Analysis

The program wise and level wise graduate trend analysis has been presented in the following section.

#### 2.3.1. Program Wise Graduate Trend Analysis

#### ❖ Graduate trend analysis in Bachelor of Education (B. Ed.) of Last Three Years

Number of Graduate Student	2020 AD	2021 AD	2022 AD
Total	8	27	26
Girls	5	21	20
EDJs	3	10	9
Dalits	1	3	1

*Table 15: Graduate trend analysis of B. Ed.*

The above table shows that in total 8 students graduated B.Ed. in 2020 AD. Out of which 5 were girls, 3 EDJs and 1 Dalits. In 2021 AD the graduated number increased to 27. Out of which 21 were girls, 10 EDJs and 3 were Dalits. But the graduate rate in 2022 which includes 26 girls, 20 EDJ and 9 Dalit & 1 Madhesi.

This data is shown in the given bar chart.

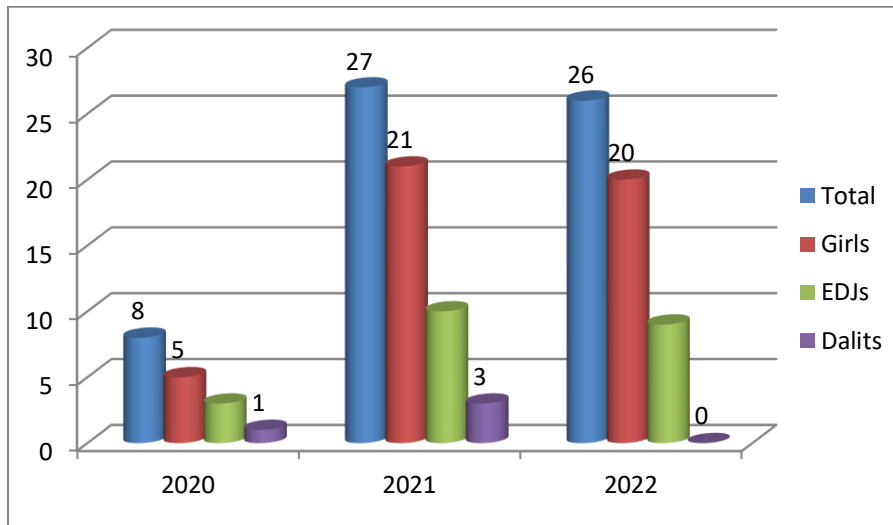


Fig. 11: Graduate trend analysis in Bachelor of Education of last three years.

#### ❖ Graduate Trend Analysis in BBS of Last three years

Number of Graduate Student	2020	2021	2022
Total	24	25	15
Girls	13	12	11
EDJs	9	10	5
Dalits	0	0	1

Table 16: Graduate trend analysis in BBS of Last three years.

The table shows that 24 students graduated BBS in total in 2020. It included 13 EDJ and 9 Dalit. But in the following year 2021 25 students graduated BBS. Out of them, 12 were girls, 10 were EDJ. Again the rate decreased to 15 in 2022. It included 11 girls, 5 EDJs, 1 Dalit. This data is presented with the help of the following bar diagram.

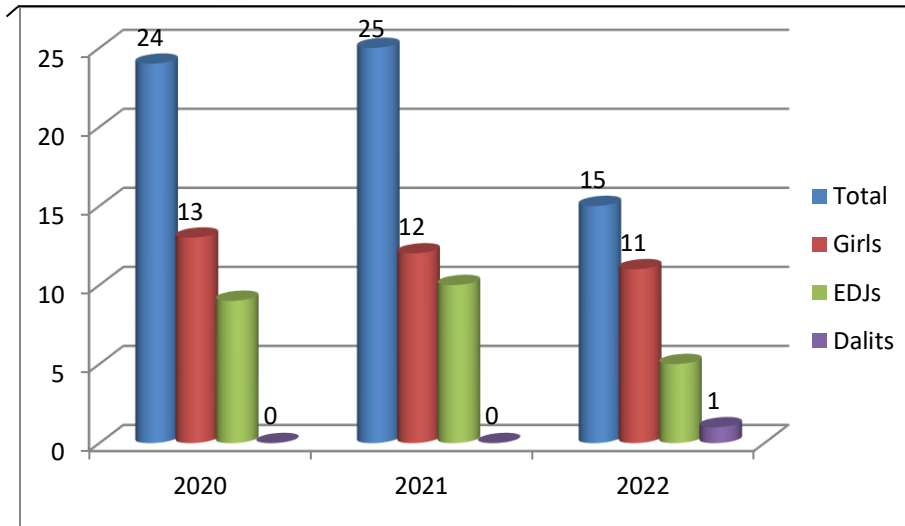


Fig 12: Graduate trend analysis in BBS of last three years

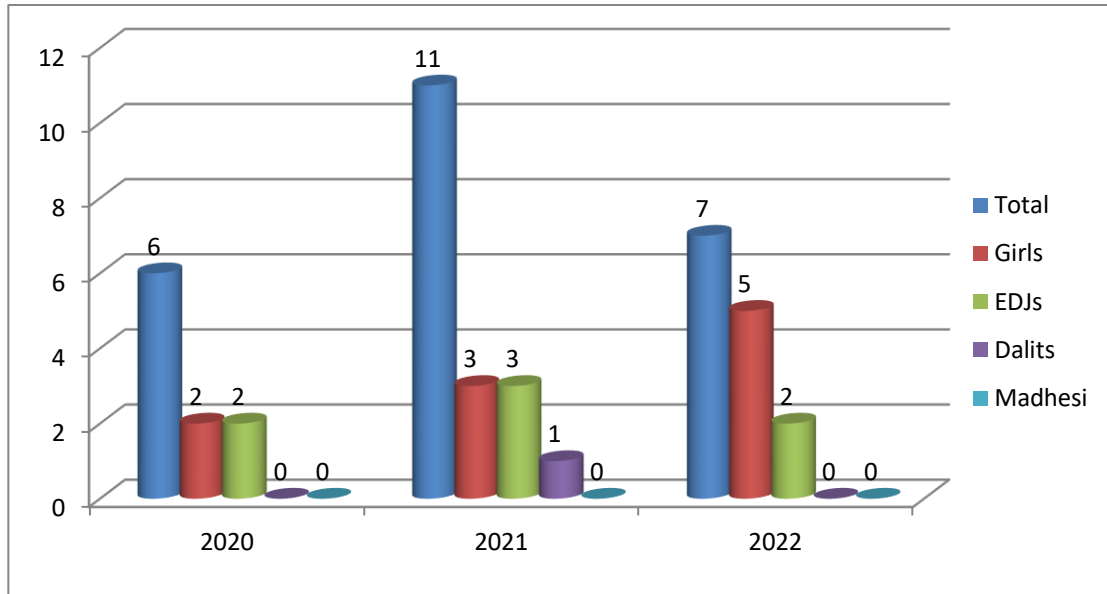
### ❖ Graduate Trend Analysis in B.A. of Last Three Years

Graduate trend of BA of last three years is shown below.

Number of Graduate Student	2020	2021	2022
Total	6	11	7
Girls	2	3	5
EDJs	2	3	2
Dalits	0	1	1
Madhesi	0	0	0

Table 17: Pass rate trend analysis in BA of Last three years

The table shows that 6 students, with 2 girl and 2 EDJ, graduated BA in total in 2020. In the 2021 total number increased to 11, with 3 girls ,3 EDJ ,1 Dalit no Madhesi. But the graduate trend decreased 7 students in 2022 with 5 girls 2 EDJ 1 Dalit .



This data is graphically presented in the following bar chart.

Fig 13: Graduate trend analysis in BA of last three years

### 2.3.2 Level Wise Graduate Rate Trend Analysis

#### ❖ Graduate Trend Analysis in Bachelor of Last Three Years

Number of Graduate Student	2020	2021	2022
Total	38	63	48
Girls	20	37	36
EDJs	14	24	16
Dalits	1	4	3
Madhesi	0	0	0

Table 18: Graduate trend analysis in Bachelor Level

The above table shows that 38 students graduated Bachelor in 2020 that included 20 girls, 14 EDJs and 1 Dalits. No Madhesi graduated this year. Similarly, in 2021 the total number of graduate students increased to 63. Out of them 37 were girls, 24 EDJs, 4 Dalits. But the total graduate number decreased to 48 in 2022. Out of them 36 were girls 16 were EDJ 3 was Dalit.

This data is presented in the following bar chart.

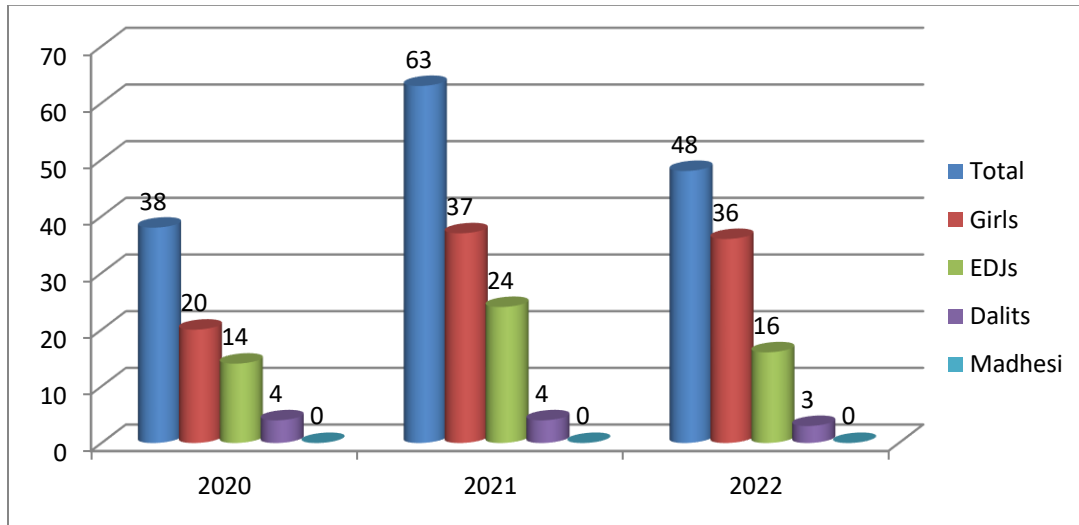


Fig 14: Graduate Trend in Bachelor Level

## 2.4. Programs

Myanglung Campus has been providing higher education in three different programs in Bachelor Level and two programs in Master Level. The name of the programs is given in the following table.

SN	Level	Name of the programs
1	Bachelor	Bachelor in Education (B. Ed)
		Bachelor in Business Studies (BBS)
		Bachelor in Arts (BA)
2	Master	Masters in Education (M. Ed)-EPM
		Masters in Arts (MA)-Nepali

Since AY 2070/071 to 2079/2080 no new program has been added.

## 2.5. Educational Pedagogy

MCT utilized traditional educational pedagogy during establishment. But desired outcome is not achieved with this approach so it started using modern pedagogy since its participation in UGC programs. Use of traditional lecture method has been minimized along with the use of student centered methods such as question answer method, group work, interaction, observation, project work, Field Visit, paper presentation, educational tour, use of email and Internet has increased in teaching-learning. Furthermore, library has been upgraded with more textbooks and references. Blackboards have been replaced with white boards.

### 3. Physical Progress

The physical progress of MCT has been analyzed on the basis of infrastructural development, educational aids and equipments, furniture, text books, etc.

#### 3.1. Infrastructural Development

The infrastructure of the campus was insufficient and poor in the early stage. So, to facilitate the teaching learning MCT has been constructing, upgrading, and maintaining its infrastructures. A two-storey building with six rooms has been built under the support of SHEP. A separate annex building has been made with the aid of "Terhathum- UK society." Reading room has been added in the same annex building with the grants of SHEP. Two toilets for students and teachers have been constructed. After the completion of SHEP, Myanglung Campus has been selected in HERP in 2015. The construction of Canteen has been completed under the resource mobilization program of 2017. The construction of Library building, construction of campus gates has been completed with the support of HERP, resource mobilization program 2018. Construction of urinal, botanical garden, conference hall, drinking water project is under construction with the aid of HERP resource mobilization 2019. The total physical infrastructures along with completed and under completion process are as follows.

• Area of Land	30-06-03-01 Ropani
• Buildings	9
• No of Classrooms	26
• Toilets (Boys/Girls)	2
• Canteen	1
• Primary health section	1
• Girls changing room	1
• Urinal	2
• Conference Hall	1
• Library rooms	1
• Saraswati Temple	1
• Botanical Garden	Under construction
• Cottage	2

#### 3.2. Educational Aids Equipments:

After participation in SHEP, Myanglung Campus has brought a change in the use of its educational materials. Since then, the blackboards have been replaced with white boards, Internet facility has been added, sports materials are made available, construction of basketball court, table tennis court, and badminton court has been completed. Similarly, textbooks, reference materials and furniture have been increased. Teachers are encouraged to use reference materials, modern technologies such as Computer, email, Internet, projector and apply them in teaching learning. Recently, Myanglung Campus has developed its website to disseminate information to the concerned stakeholders.



The overall educational aids and equipments are as follows:

• Computers	10
• Laptops	4
• Photocopy machines	3
• Printers	1
• Projectors	2
• Internet	1
• Type writer	1
• Computers connected to Internet	7
• Camera	1
• Fan	5
• Table fan size	5
• Inverter	1
• Inverter battery	2
• Generator	1
• Heater	3
• Water Filter machine	1
• Cultural dress	6 set
• Gas cylinder with stove	1 set
• Vacuum cleaner	1
• E attendance machine	1
• CC camera	12 piece
• Sound system	1
• Router	4

### **3.3 Books and Reference Materials**

MCT has introduced bar coding system in the library. It has managed only two rooms in the library, one text book and reference section and one study room. The campus has a plan to shift library to a new building with 6 different sections in the near future. At present, there are 8250 text books and references. There are Dissertation Reports of Masters' Level students and practical reports of Bachelor Level students. Library has one computer set with a bar code reader machine.

### 3.4 Furniture

MCT has the following furniture available.

- Desk and benches 222 pair
- Wooden Chairs 18
- Plastic chairs 137
- Wooden arm chair 25
- Iron chair 13
- Wooden bookshelf 5
- Steel bookshelf 18
- White boards 20
- Wooden Cupboard 28
- Steel cupboard 7
- Steel table 2
- Tea table 7
- Wooden box table 9
- Long wooden table 16
- Sofa set 3
- Teacher stand 14

### 4. Financial Progress

The financial system of MCT has been analyzed on the basis of self generated, government aid, recurrent and capital expenditure.

#### 4.1. Analysis of Financial Resources and Income of the Last Three Years

The major financial source of MCT is the fees collected from the students, interest from bank deposit, UGC and other grants. It is analyzed in terms of self generated income and government grants.

##### 4.1.1 Self Generated Income

Self generated income includes student fees, interest from deposit and others. This is presented in the following table.

FY	Students fees	Bank interest	Others	Total	% of students fees
2077/078	3996430.00	209593.44	121335.00	4327358.44	92.35
2078/079	7879224.00	258124.02	989865.00	9127213.02	86.33
2079/080	9339322.00	254835.31	17652531.00	27246688.31	34.27

#### *Table 19: Self Generated Income*

To analyze the income of MCT from student fee in AY 2077/078 it was 4327358.44 In AY 2078/079 the amount increased to 9127213.02 and in AY 2079/080 the amount reached to 27246688.31-. The data shows the decreasing percentage of student fees. Similarly, in AY 2077/078 the income from bank interest was 209593.44 .It increased to 258124.02 in AY 2078/079 but it increased to 254835.31 in AY 2079/080 since some amount of bank deposit is used for construction purpose. In the same way, in AY

2077/078 from other sources 121335.00 was collected. It increased to 989865.00 in AY 2078/079 and again increased to 17652531.00 in AY 2079/80 .

The table clearly shows that student fee contributed about 92.35% in AY 2077/78 & 86.33% contributed in AY 2078/79 the total income. In AY 2079/80 student fee contributed about 34.27 % .

#### 4.1.2 Grants from Government Sources

FY	UGC	Other Govt bodies	Other Grants	Total Grants	Self Generated	Total Income	% Govt Grats
2077/078	6209721.00	152329.50	394375.00	21837046	4327358.44	26164404.44	23.73
2078/079	6415000.00	500000.00	3713977.05	10628977.05	9127213.02	19756190.07	35.01
2079/080	9551400.00	5547101.	2554030.0	17652531.0	9594157.31	27246688.31	35.05

Table 20: Grants form government sources

The major source of government grant is grants received from UGC Nepal. These grants occupy the higher percentage among other. Other government sources include grants and donations from local bodies, exam operation cost received from National Examination Board and TU.

The data clearly shows that MCT received a sum of Rs. 26164404.44 in FY 2077/78. In FY 078/79 received Rs. 19756190.07 and **FY 2079/80 campus received Rs.27246688.31**

#### 4.2 Analysis of Expenditure

The expenditure of MCT is analyzed in terms of recurrent expenditure and capital expenditure.

##### 4.2.1 Recurrent Expenditure

Recurrent expenditure is analyzed in terms of salary and other recurrent expenses.

FY	Salary	Other Recurrent Expenses	Total Recurrent Expenses	% of Salary
2077/078	3632938.00	1702408.77	5335346.77	68.09
2078/079	6588713.00	2993167.00	9581880.00	68.76
2079/080	67,83971.00	41,64857.00	1,09,48828.00	61.96

Table 21: Recurrent expenditure

The data clearly shows that Rs. 3632938.00 was spent on salary in AY 2077/078. It increased to Rs. 6588713.00 in AY 2078/079 and it reached to **Rs. 67,83971.00 in AY 2079/80**. Salary expenses seem to be increasing in each fiscal year.

### 4.2.2 Capital Expenditure

The capital expenditure of MCT is analyzed in terms of major infrastructure development, expenses on equipment and furniture, expenses on books and scholarship.

FY	Major infrastructure development	Equipment and furniture	Books	Scholarship	Grand Total
2077/078	4814541.00	2035627.00	79430.00	392875.00	7322473.00
2078/079	119580.00	283900.00	120411.00	492125.00	1016016.00
2079/080	10921451.00	931142.00	92290.00	516250.00	12451133.00

Table 22.: Capital Expenditure

In FY 2077/078 expenses on major infrastructural development was Rs. 7322473.00 It was regulated Rs. 1016016.00 in FY 2078/079 **and it reached to 12451133.00 in the FY 2079/080.**The increasing expenses on infrastructural development shows that MCT is giving priority for the development of its physical infrastructure.

### 4.3. Audit observation/ Issues and steps taken to mitigate the issues Raised by Audit Observation in the Last Fiscal Year

#### 4.3.1 Issues Raised by Audit Observation

According to the Audit Observation, the following is the issues raised in the audit report of FY 2079/80.

- ❖ The Campus should reduce bank accounts as there are 13 accounts at present.
- ❖ The Campus has started software system for accounting management.
- ❖ The campus should follow the auditor report.

#### 4.3.2 Steps Taken to Mitigate the Issues

The campus has adopted the following mitigating measures to address the issues and challenges .

- ❖ The campus has a plane to reduce the unnecessary bank accounts in different banks as per the comment and recommendation of audit report of audit report 2079/80.

## 5. Social Progress

### 5.1. College's Involvement in Social Activities & Societies' Contributions for College

MCT is a public campus. So, the progress of this campus relies on the relation of campus with the society. To strengthen the social relation MCT has been doing the following activities.

- MCT nominates civil society, social workers, lawyers, business persons, donors and politicians, who have contributed in the society, as its CMC members.
- It requests business persons and social workers for the collection of economic resources to its infrastructural development .
- MCT cooperates with local bodies, government and non-organizations.

- 
- Teachers, staffs and students participate in social activities .
  - MCT encourages its alumnae association for the all-round development of the campus.
  - MCT coordinates with persons and institutions for scholarships and medals.
  - Community people actively participate in the activities organized by the campus and comment on the positive and negative aspects of the campus.

### **5.2 Plans for College's Contribution to Society**

MCT has the following plans and activities to strengthen its relation with the society. The campus is dedicated to produce skilled manpower relevant to the demand of the society. To make community people responsible and accountable towards campus's activity campus holds meeting with the concerned people of the society.

### **5.3. Plan for Increased Involvement of Society in the College**

For the increase involvement of society in the college the campus has planned to do the following.

- Gives importance on transparency.
- Publicizes all the information related to the campus.
- Interacts with the concerned stakeholders regarding the issues and challenges of the campus.
- Makes community people accountable and develops sense of ownership on them.

## **6. Issues and Challenges**

MCT is a public campus located at remote area of hilly region. So, there are many issues and challenges for its smooth running. They are categorized under short term issues and challenges and long term issues and challenges.

### **6.1. Short Term Issues and Challenges**

- Decreased number of students.
- Increased dropout rate due to the attraction of foreign employment.
- Lack of modern technological knowledge among all staffs.
- Difficulty in organizing seminars and workshops.
- Distraction of students from the traditional subjects or programs .

### **6.2. Long Term Issues and Challenges**

- **Insufficient physical infrastructure and equipments:** The available physical infrastructures and equipments are insufficient to meet the need of growing number of students.
- **Procedural problems to run technical subjects:** QAA certification is mandatory to add other technical and vocational subjects. So, the campus has to depend on traditional subjects.
- **Lack of study and research:** Teachers are reluctant for further study and research.
- **Over loaded teachers:** MCT cannot recruit more teachers due to its financial problems. So most of the teachers have to take overload.
- **No remarkable improvement in student pass rate:** Due to different reasons it is difficult to reduce the failure rate of students.

- 
- **Lack of permanent economic sources:** There is no permanent economic source to run the campus.

### **6.3. Mitigation Measures Taken to Address the Issues and Meet the Challenges**

MCT has taken the following mitigation measures to address the issues and challenges.

- hold meetings and interactions with stakeholders.
- participate in projects run by UGC.
- consult with the specialists and experts on programs.
- participation of teachers in different trainings and workshops.
- provided counseling and guidance to the students.

### **6.4. Plan for Addressing the Issues and Challenges**

- MCT has a plan to prepare Master Plan and address the issues and challenges according to the projected plans.
- Participate in projects run by UGC.
- To get accreditation, MCT devotes whole heartedly .
- Students' fee is to increase during certain time period.
- Identify local resources and utilize them.
- Increase cooperation with other partner organizations.
- Increase sense of ownership among stakeholders.
- Introduce technical programs and subjects as per the demand.